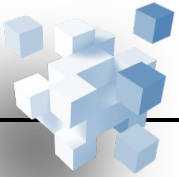
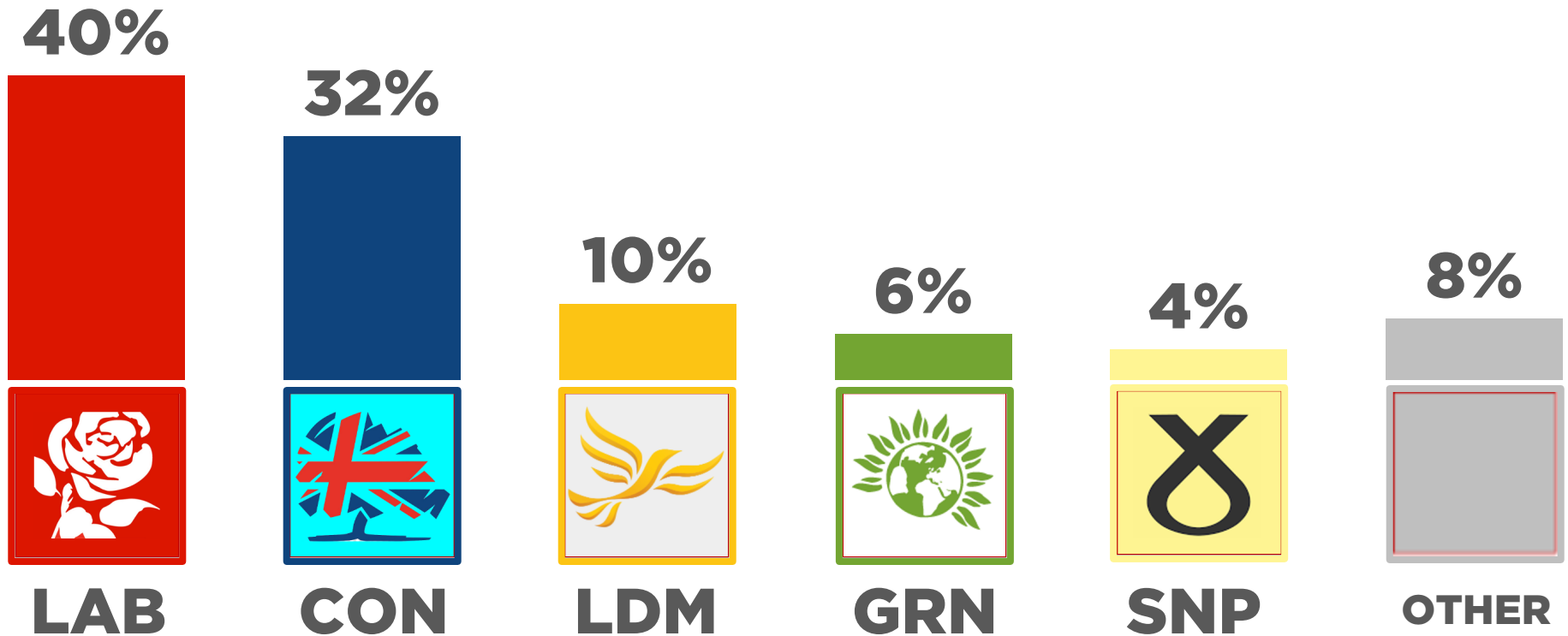
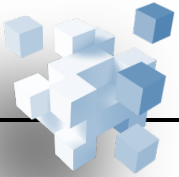


FEBRUARY 4TH **2022**

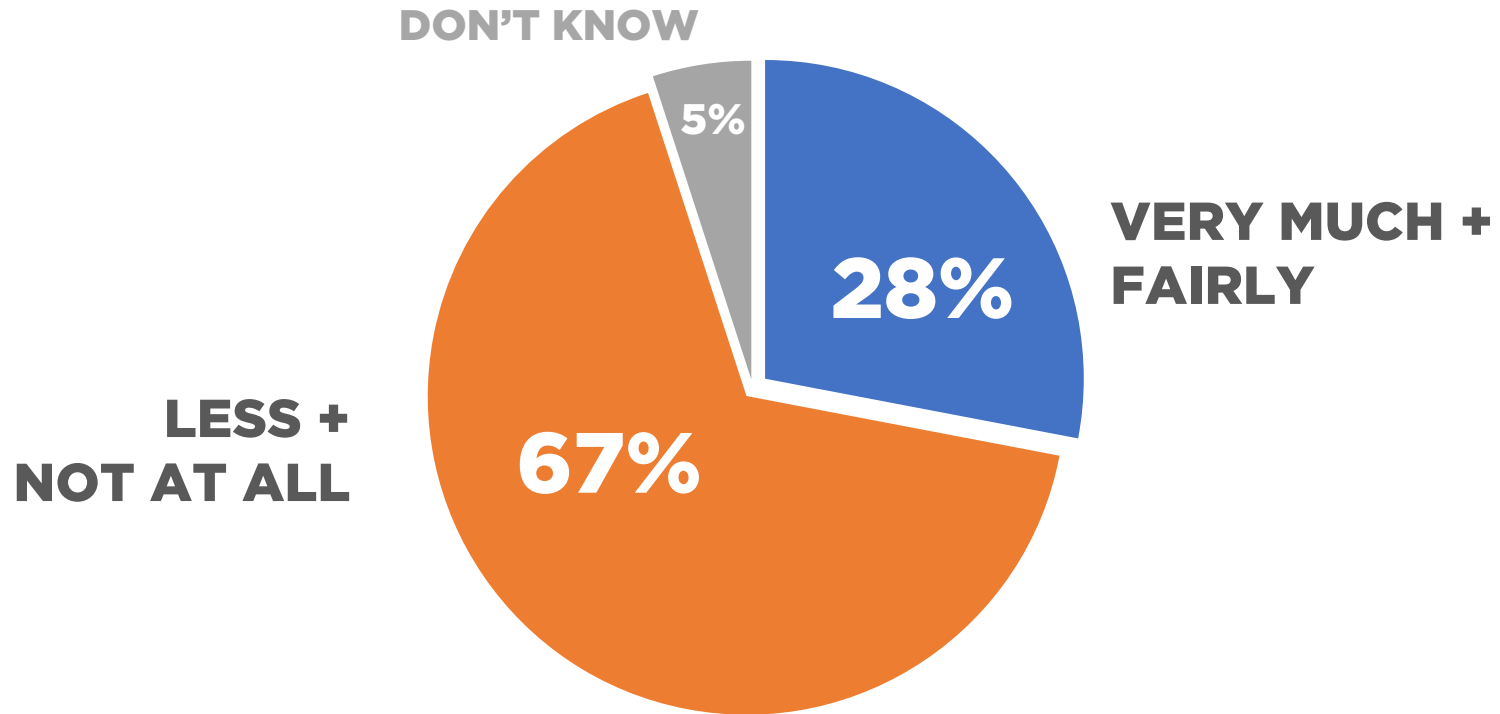


VOTING INTENTIONS





CONFIDENCE IN THE GOVERNMENT



	UK	Male	Female	18	35	45	55	Over	High	Post	Post	First	First	Ter	Sec	Ed	- N	Se	Em	Re	Other	1/2	5/6	7/8	Co	Lib	Gre	Re	Lea
Unweighted Sample	1631	798	833	452	263	269	257	390	209	443	302	574	48	136	899	357	239	275	454	863	444	348	124	39	531	603			
Weighted Sample	1630	798	832	464	261	266	255	385	209	452	302	587	46	135	896	358	241	270	464	859	479	352	127	30	553	599			

[illegible]

	UK	Male	Female	18	35	45	55	Over	High	Post	Post	First	First	Under	Ter	Sec	Ed	- N	Se	Em	Rel	Other	1/2	5/6	7/8	Co	Lib	Gre	Ref	Lea
Unweighted Sample	1631	798	833	452	263	269	257	390	209	443	302	574	48	136	899	357	239	275	454	863	444	348	124	39	531	603				
Weighted Sample	1630	798	832	464	261	266	255	385	209	452	302	587	46	135	896	358	241	270	464	859	479	352	127	30	553	599				

[illegible]

	UK	Male	Female	18	35	45	55	Over	Highly Pos	Pos	De	First	De	Ter	Sec	Prim	Sec	Em	Rel	Other	1/2	5/6	7/8	Con	Lib	Lib	Gre	Ref	Lea	
																- N								Un	Lab					
Unweighted Sample	1631	798	833	452	263	269	257	390	209	443	302	574	48	136	899	357	239	275	454	863	444	348	124	39	531	603				
Weighted Sample	1630	798	832	464	261	266	255	385	209	452	302	587	46	135	896	358	241	270	464	859	479	352	127	30	553	599				

[all cases]

[illegible]

[only who indicates a pol party]

[illegible]